

# TD5G08065L

## Silicon Carbide Schottky Diode

$V_{RRM}$	=	650 V
$I_F (T_C=157\text{ }^\circ\text{C})$	=	8 A
$Q_C$	=	28 nC

### Features

- 650 V Schottky Rectifier
- Zero Reverse Recovery Current
- High-Frequency Operation
- Temperature-Independent Switching
- Extremely Fast Switching


### Benefits

- Replace Bipolar with Unipolar Rectifiers
- Essentially No Switching Losses
- High Efficiency
- Reduction of Heat Sink Requirements
- Parallel Devices Without Thermal Runaway

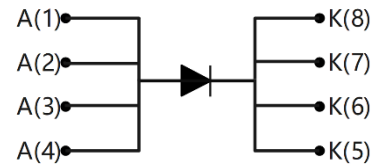
### Applications

- Switching Mode Power Supply
- Boost Diodes in PFC
- DC/DC Converters
- AC/DC Converters
- Free Wheeling Diodes in Inverter

### Package



DFN 5\*6



Part Number	Package	Marking
TD5G08065L	DFN 5*6	TD5G08065L

### Maximum Ratings ( $T_c = 25\text{ }^\circ\text{C}$ unless otherwise specified )

Symbol	Parameter	Value	Unit	Test Conditions	Note
$V_{RRM}$	Repetitive Peak Reverse Voltage	650	V		
$V_{RSM}$	Surge Peak Reverse Voltage	650	V		
$V_R$	DC Peak Reverse Voltage	650	V		
$I_F$	Continuous Forward Current	32 15 8	A	$T_c=25\text{ }^\circ\text{C}$ $T_c=135\text{ }^\circ\text{C}$ $T_c=157\text{ }^\circ\text{C}$	Fig. 3
$I_{FSM}$	Non-Repetitive Forward Surge Current	55	A	$T_c=25\text{ }^\circ\text{C}$ , $t_p=10\text{ ms}$ , Half Sine Pulse	
$P_{tot}$	Power Dissipation	150 65	W	$T_c=25\text{ }^\circ\text{C}$ $T_c=110\text{ }^\circ\text{C}$	Fig. 4
$T_J$	Operating Junction Range	-55 to +175	$^\circ\text{C}$		
$T_{stg}$	Storage Temperature Range	-55 to +175	$^\circ\text{C}$		

## Electrical Characteristics

Symbol	Parameter	Typ.	Max.	Unit	Test Conditions	Note
$V_F$	Forward Voltage	1.38 1.8	1.65 2.4	V	$I_F = 8\text{ A}, T_J = 25\text{ }^\circ\text{C}$ $I_F = 8\text{ A}, T_J = 175\text{ }^\circ\text{C}$	Fig. 1
$I_R$	Reverse Current	3 10	50 180	$\mu\text{A}$	$V_R = 650\text{ V}, T_J = 25\text{ }^\circ\text{C}$ $V_R = 650\text{ V}, T_J = 175\text{ }^\circ\text{C}$	Fig. 2
$Q_C$	Total Capacitive Charge	28		nC	$V_R = 400\text{ V}, I_F = 8\text{ A},$ $T_J = 25\text{ }^\circ\text{C}$	Fig. 6
$C$	Total Capacitance	540 56 42		pF	$V_R = 0\text{ V}, T_J = 25\text{ }^\circ\text{C}, f = 1\text{ MHz}$ $V_R = 200\text{ V}, T_J = 25\text{ }^\circ\text{C}, f = 1\text{ MHz}$ $V_R = 400\text{ V}, T_J = 25\text{ }^\circ\text{C}, f = 1\text{ MHz}$	Fig. 5
$E_C$	Capacitance Stored Energy	3.7		$\mu\text{J}$	$V_R = 400\text{ V}$	Fig. 7

Note: This is a majority carrier diode, so there is no reverse recovery charge.

## Thermal Characteristics

Symbol	Parameter	Min.	Typ.	Max.	Unit	Note
$R_{\theta JC}$	Thermal Resistance from Junction to Case		1.0		$^\circ\text{C/W}$	Fig.8

## Typical Performance

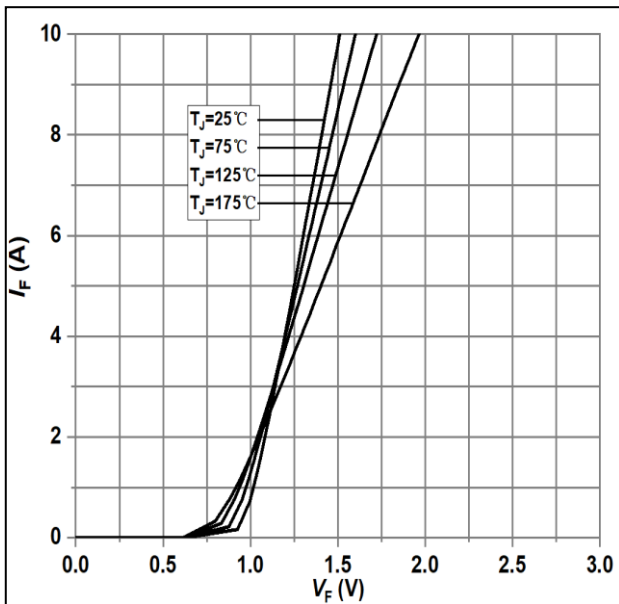


Figure 1: Forward Characteristics

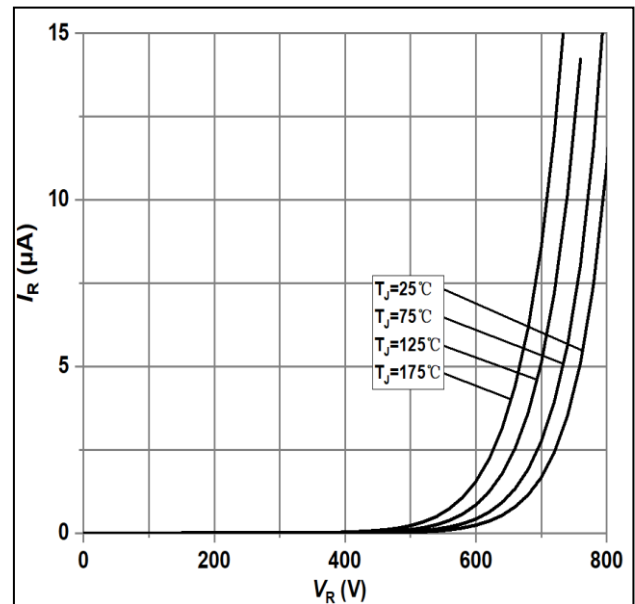


Figure 2: Reverse Characteristics

Typical Performance

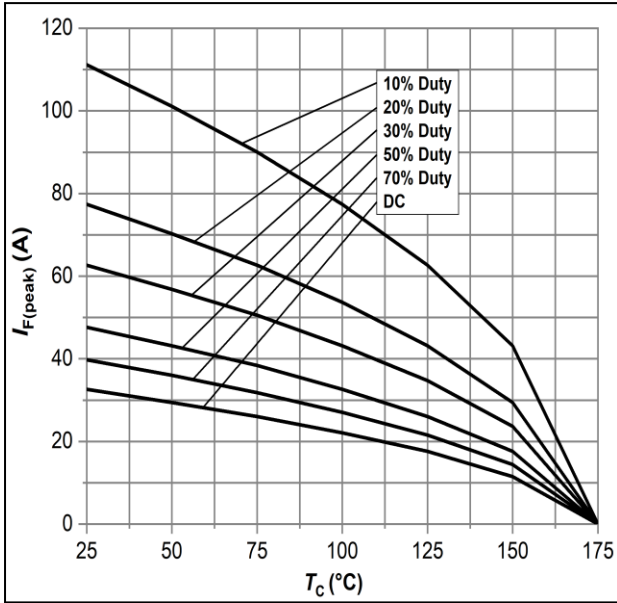


Figure 3: Current Derating

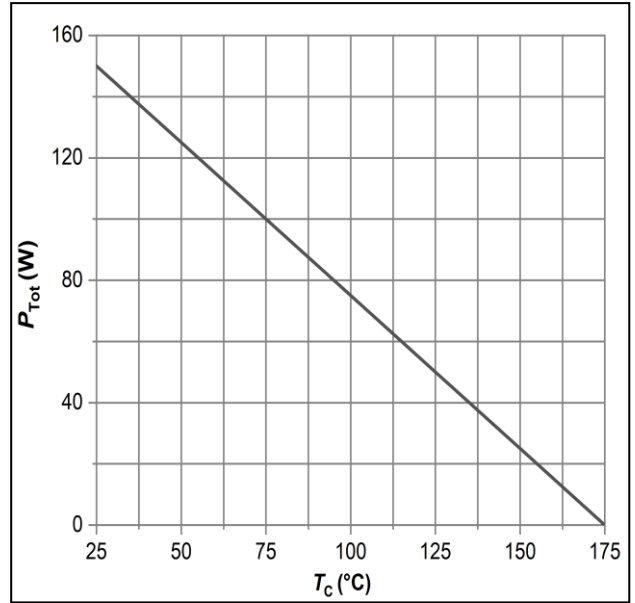


Figure 4: Power Derating

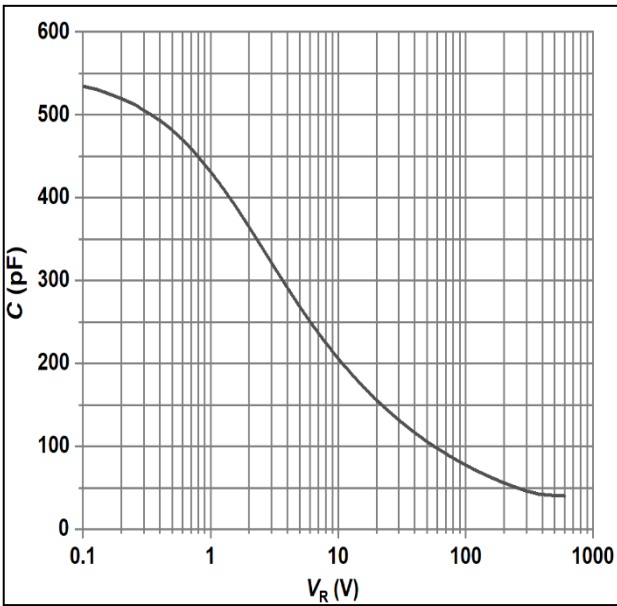


Figure 5: Capacitance vs. Reverse Voltage

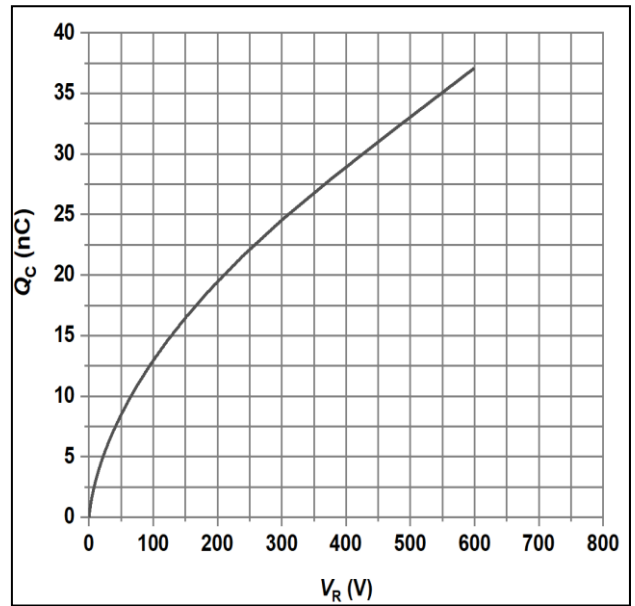


Figure 6: Total Capacitance Charge vs. Reverse Voltage

Typical Performance

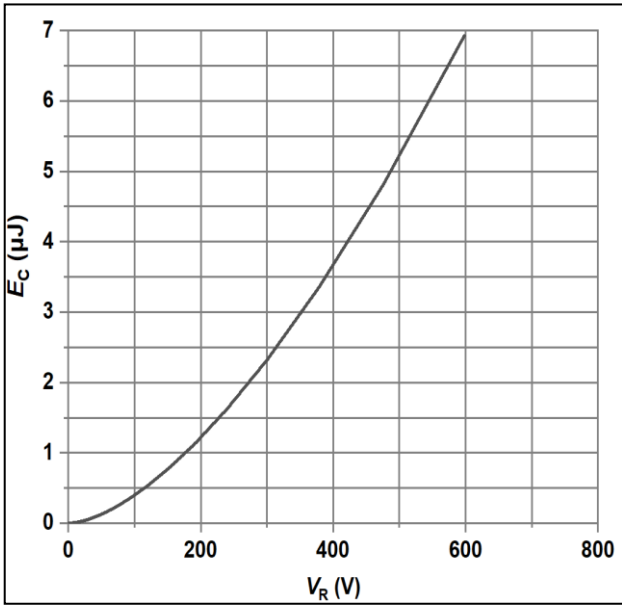


Figure 7: Typical Capacitance Stored Energy

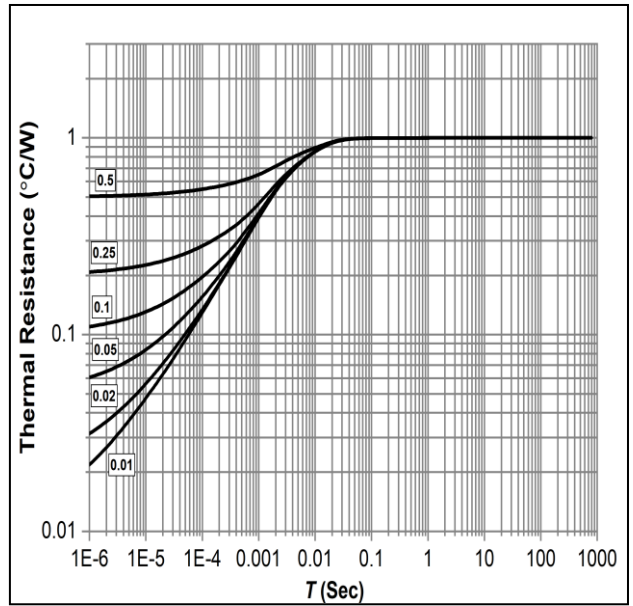
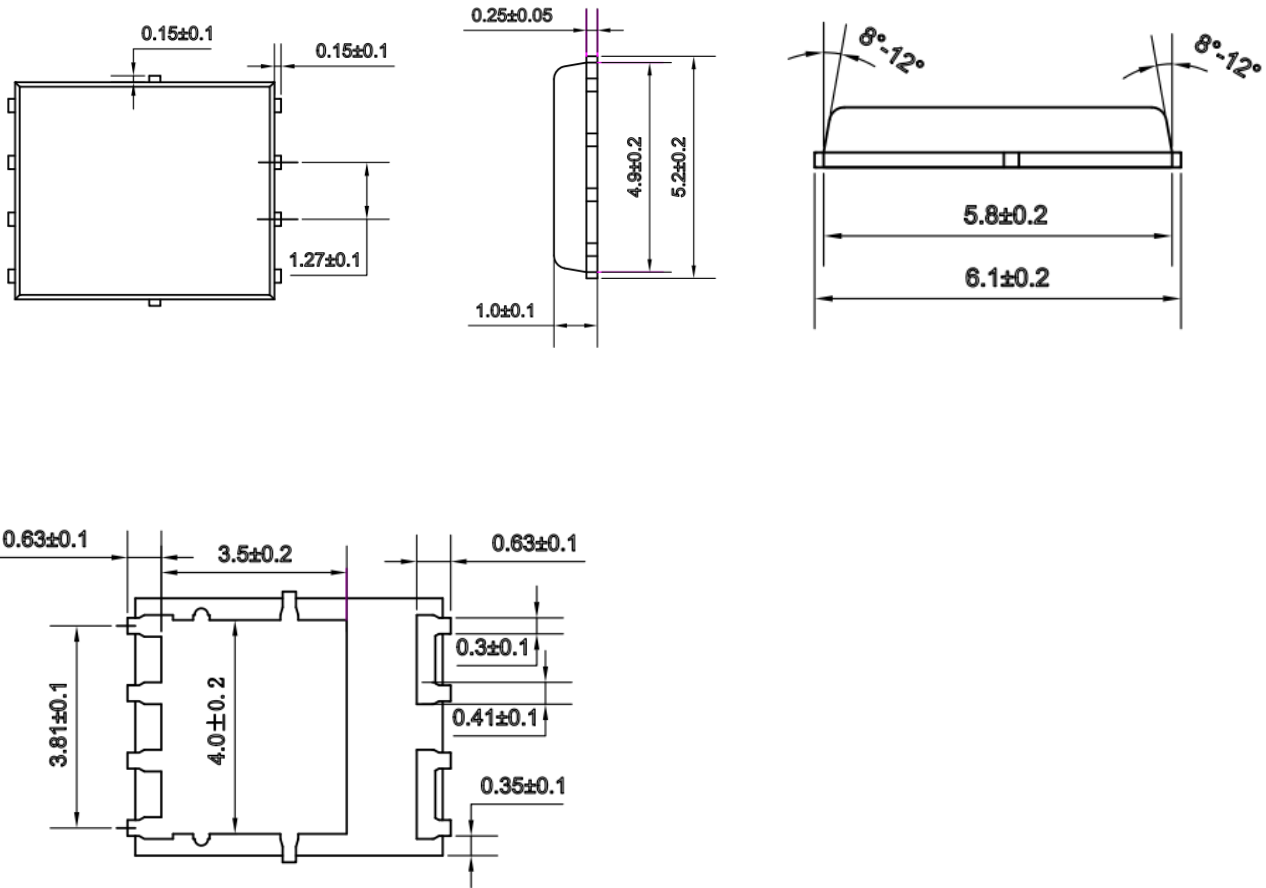


Figure 8: Transient Thermal Impedance

## Package Dimensions

Package: DFN 5\*6



Note:

1. All Dimension Are In mm.
2. Package Body Sizes Exclude Mold Flash, Protrusion Gate Burrs.  
Mold Flash, Protrusion Or Gate Burrs Shall Not Exceed 0.10mm Per Side.
3. Package Body Sizes Determined At The Outermost Extremes Of The Plastic Body Exclusive Of Mold Flash, Tie Bar, Tie Bar Burrs, Gate Burrs And Interlead Flash But Including Any Mismatch Between The Top And Bottom Of The Plastic Body.
4. The Package Top May Be Smaller Than The Package Bottom.

## Revision History

---

Document Version	Description of Changes
Rev.1.0	Released

---

关于公司和产品的更多信息请登录公司官网查询：

[www.topelectronics.cn](http://www.topelectronics.cn)



安徽芯塔电子科技有限公司  
TOPE Technologies Co., Ltd.  
WuHu, Auhui, China 241002

Contact: [sale@topelectronics.cn](mailto:sale@topelectronics.cn)

Copyright © TOPE Technologies Co., Ltd. All rights reserved.  
The information in this document is subject to change without notice.